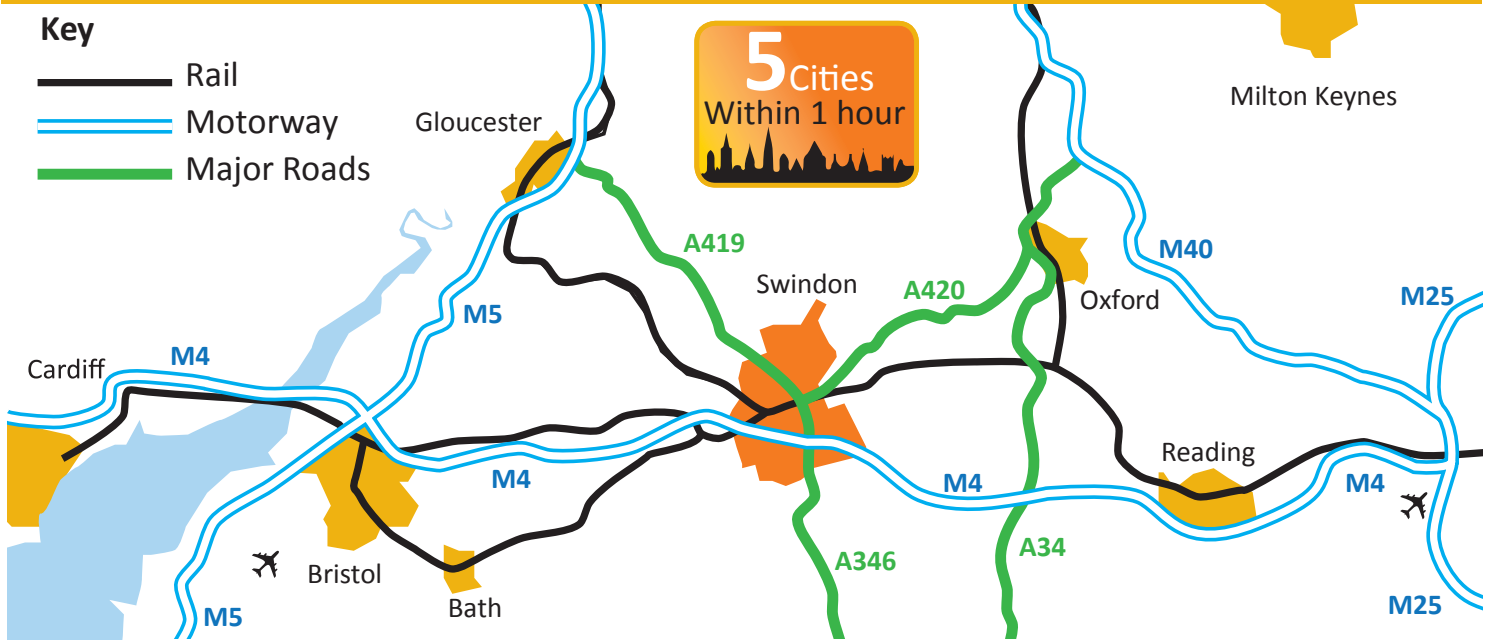


Swindon Economy Key facts

This factsheet sets out key data relating to the Swindon economy.

It was published by Swindon Borough Council's Economy & Growth team in October 2015.

Connectivity



© Crown Copyright. All rights reserved Swindon Borough Council 100024296 2015



By Road

M4 provides direct access to Bristol (50 mins), Bath (55 mins), Reading (55 mins) and central London (1:45 hour). This provides linkages to Oxford (50 mins), Reading (55 mins), London, Bristol and Bath. The A420 enables a link to the A34/M40 and the Midlands/ North of England. Linkages to Salisbury, Southampton, Bournemouth and the South Coast are enabled via the A346/A338.



1.5
hour

Central London
to Swindon



By Rail

London is accessible within an hour and routes to Birmingham within two hours. Future electrification of the Great Western Railway will reduce journey from London to Swindon to 45 minutes with a fast link to Heathrow via Reading.



45
minutes

London to Swindon
with electrification



By Air

Bristol Airport (45 minutes) provides services to over 20 European destinations. Heathrow International Airport (1 hour 15 minutes) offers services around the globe.



8
hours



Paris



Brussels

8 hours from Paris and Brussels by train

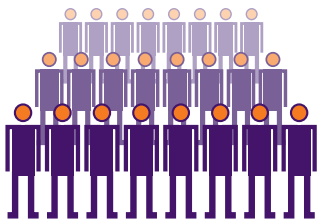


SWINDON
BOROUGH COUNCIL

Swindon and Wiltshire Local Enterprise Partnership Area



£16 Billion
Economic Output




Population of
700,000



Workforce of
305,000

Top 10:
automotive
manufacturing,
life sciences,
financial and business
services, energy



Swindon Economy



The UK's
largest
concentration
of foreign-owned
enterprises (19%)¹



One of the most
innovative and
knowledge
intensive
places in
the UK

(as defined by Centre for Cities 2015)



Nationally significant clusters
of high growth businesses in:
advanced manufacturing, professional
and financial service, ICT and research.

£6.6 billion

The UK's 6th
most productive
economy with
£60,000

GVA
economic output

GVA
per worker²



281 businesses
per 10,000 population




15% growth
in number of
businesses (2010-14)

187
fast growing 'scale up' firms



7th highest
cluster of 'scale up'
businesses in the UK



4:1 ratio
of private:
public sector jobs



**UK Centre
of Excellence -
hydrogen fuel cells**

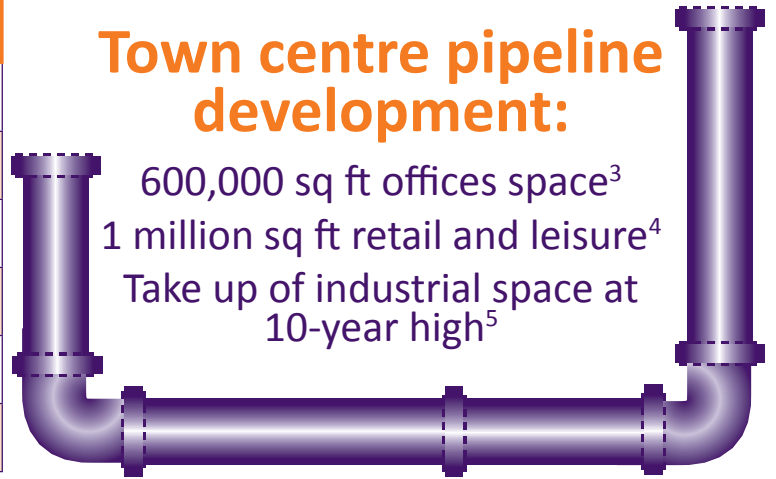
Investment and Development in Swindon Borough

Property stock at a glance


Industrial	50 million sq ft
Leisure	2 million sq ft
Offices	12 million sq ft
Retail	43 million sq ft
Residential	122 million sq ft
Total	230 million sq ft

Town centre pipeline development:

600,000 sq ft offices space³
 1 million sq ft retail and leisure⁴
 Take up of industrial space at 10-year high⁵

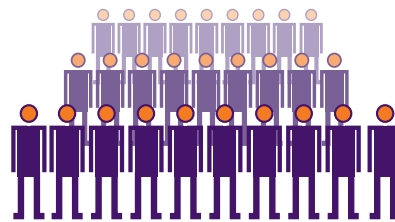


Population

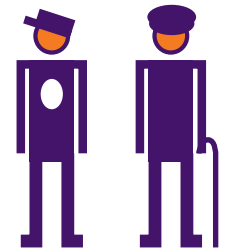


215,800
 population (2014)⁶

17%
 growth in
 population
 to 2026



253,490
 population (2026)⁷



Working age
 population
 (age 16 – 64)
 = 140,100

**Grown 5 times faster than English
 average over last 4 decades**



Employment

112,000 Jobs



Growth of 5,000 jobs in 2013 and 2014

Banking & finance	14%	↑
ICT	15%	↑
Professional, scientific & technical	30%	↑
Construction	13%	↑

³Kimmerfields development www.forwardswindon.co.uk/built-environment/kimmerfields/

⁴Kimmerfields development, North Star development, Corn Exchange redevelopment and new Swindon Museum & Art Gallery www.forwardswindon.co.uk/built-environment/kimmerfields/

⁵Source: Co-Star September 2015

⁶Source: ONS mid year population estimates, August 2015

⁷Source: Swindon Borough Council JSNA

Knowledge Intensive Jobs



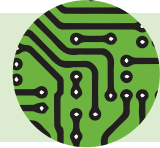
highest concentration of knowledge intensive businesses in the South West

UK Top 10 largest clusters:

1,000 jobs in manufacture of pharmaceuticals



2,500 jobs in computer programming & consultancy



6,000 jobs in automotive manufacturing

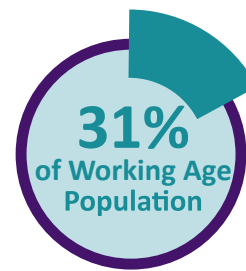


13,000 jobs in banking, head office and professional services⁸



Skills & Qualifications

All Swindon's colleges judged good or outstanding



43,500 people have an NVQ4+

60%

of 16-18 year olds in vocational training (38% in England)



1,800 apprenticeship starts in 2014 - 2015

750 Advanced and higher apprenticeship

14-19 Engineering Academy



Housing

+22,000 homes by 2026

Employment
+19,600 by 2026

Superfast Broadband

70% Swindon postcodes
56% English postcodes

Weekly Wages

Swindon residents - **£500**
Swindon workforce - **£524**
English average - **£523**



⁸Source: Business Register and Employment Survey, 2014 (workforce employment)